

Applications and Key Benefits

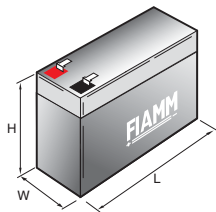
- + Designed to achieve optimal performance and to protect critical equipment and processes from power disturbances. Ideal for:
 - Emergency power systems
 - Security & alarm systems
 - High rate UPS applications
- + 12V monobloc design
- + 5 year design life in float applications with temperature controlled environments
- + Ideal for operation in high rate discharge applications
- + VRLA AGM technology with a 99% recombination efficiency assuring long life
- + Non-spillable with no water additions necessary
- + Non-hazardous designation for air/sea/rail/road transportation
- + 100% recyclable

Model	Nominal voltage (V)	Capacity (Ah) Discharge 20 h rate 1.75V/cell	Weight (lb)	Dimensions (in)				Internal Resistance
				L	W	H	TH*	
12FGH23slim	12	5.0	4.41	5.94	2.01	3.74	3.98	37 mΩ
12FGH23	12	5.0	4.41	3.54	2.76	3.98	4.21	37 mΩ
12FGH36	12	9.0	6.17	5.94	2.56	3.70	3.94	23.6 mΩ
12FGH50	12	12	9.26	5.94	3.86	3.74	3.94	14.8 mΩ
12FGH65	12	18	14.07	7.13	2.99	6.57	6.57	9.8 mΩ

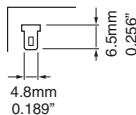
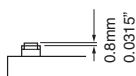
*TH = total height including terminals

Terminal Type

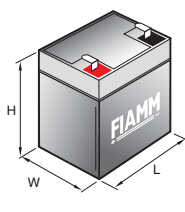
12FGH23slim



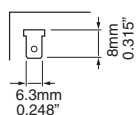
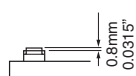
■ Faston 4.8



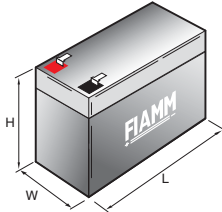
12FGH23



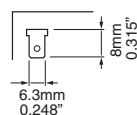
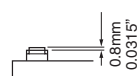
■ Faston 6.3



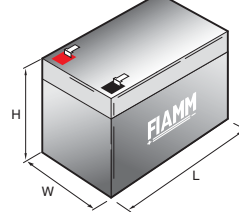
12FGH36



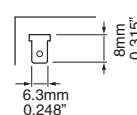
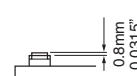
■ Faston 6.3



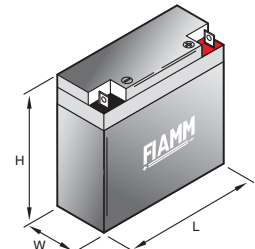
12FGH50



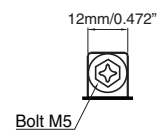
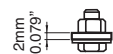
■ Faston 6.3




12FGH65



■ Flag Ø5.5





Constant Power discharge table (Watts per bloc)

Temperature: 77°F

Model	Final Voltage	5 min	10 min	15 min	20 min	30 min	45 min	1 hour
12FGH23slim 12FGH23	1.6 V/Cell	248	179	133	107	79.2	57.8	46.2
	1.67 V/Cell	242	173	131	106	78.7	57.6	46.1
	1.7 V/Cell	235	169	129	105	78.0	57.3	45.9
	1.8 V/Cell	211	154	120	100	75.6	54.5	43.4
12FGH36	1.6 V/Cell	248	179	133	107	79.2	57.8	46.2
	1.67 V/Cell	242	173	131	106	78.7	57.6	46.1
	1.7 V/Cell	235	169	129	105	78.0	57.3	45.9
	1.8 V/Cell	384	268	203	166	123	88.6	65.6
12FGH50	1.6 V/Cell	248	179	133	107	79.2	57.8	46.2
	1.67 V/Cell	242	173	131	106	78.7	57.6	46.1
	1.7 V/Cell	235	169	129	105	78.0	57.3	45.9
	1.8 V/Cell	538	375	284	233	172	124.1	85.3
12FGH65	1.6 V/Cell	248	179	133	107	79.2	57.8	46.2
	1.67 V/Cell	242	173	131	106	78.7	57.6	46.1
	1.7 V/Cell	235	169	129	105	78.0	57.3	45.9
	1.8 V/Cell	577	418	327	272	206	154	124

Technical Features

- **Grids:** gravity casted grids with high purity lead calcium tin alloy
- **Separators:** electrolyte fully absorbed in glass mat "AGM" separators with extremely high micro porosity
- **Terminal posts:** faston or flag terminals depending on the model
- **Post seals:** high integrity post seal design prevents acid leakage over a wide temperature range
- **One-way safety valves** allow excess gas to escape when overcharging
- **Container and cover:** made of thick walled ABS plastics, designed for unsurpassed mechanical strength
- **Shelf life:** < 2% self-discharge per month at 77°F allows 6 months shelf life

Applicable Standards

- IEC 60896 Part 21 - VRLA methods of testing
- IEC 60896 Part 22 - VRLA requirements
- UL Recognized

Electrical Characteristics

Recharge methods:

- standby use: 13.50 - 13.80 V/bloc
- initial charge current: 0.20 - 0.25 C₂₀

Operating temperature ranges:

- recharge: 32° to 104°F
- discharge: -4° to 122°F
- storage: -4° to 122°F

FIAMM Manufacturing

- ISO 9001 Quality Management System
- ISO 14001 Environmental Management System
- OHSAS 18001 - Workplace Safety & Health

FIAMM Energy LLC
1 FIAMM Way
Waynesboro, GA 30830
www.fiamm.com
info.standby.america@fiamm.com



Industrial Batteries